

# How to guides

## Using hidden fixings to create negative detail with wall panels.

---

### Tools



CT-13A



CT-03



CT-09



CT-09DG



CT-10



CP-01ST

### Clips



PC-M1B



PC-F1A

### Panel and substrate



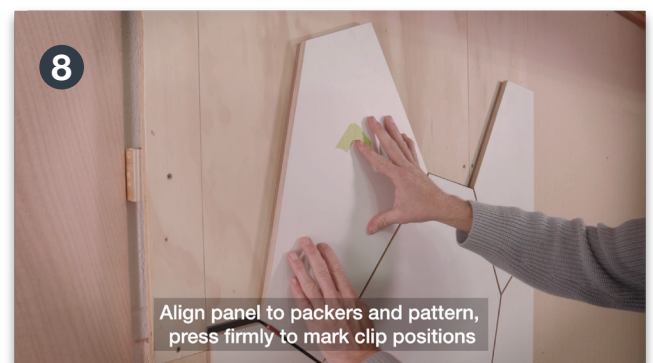
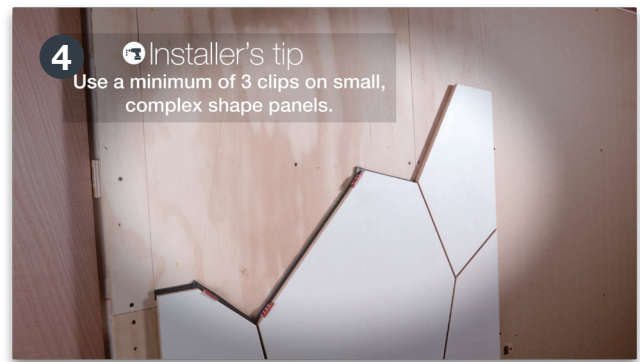


Spectrum Eco by  
Plytech 12mm panel

Pine construction  
plywood 12mm

5mm x 20mm  
foam tape

# Installation steps

## Installing PC-F1A into substrate



# Installation steps

## Installing PC-M1B into panel and mounting

